

Writing in the Early Years




What should their writing look like at the moment?


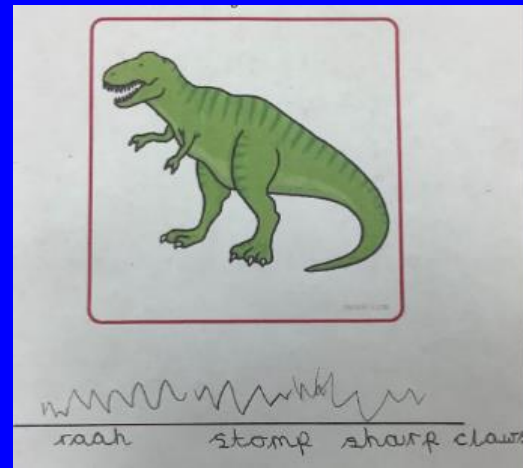
Depends on their experiences – writing in their world and in play.





Pictures





Mark Making




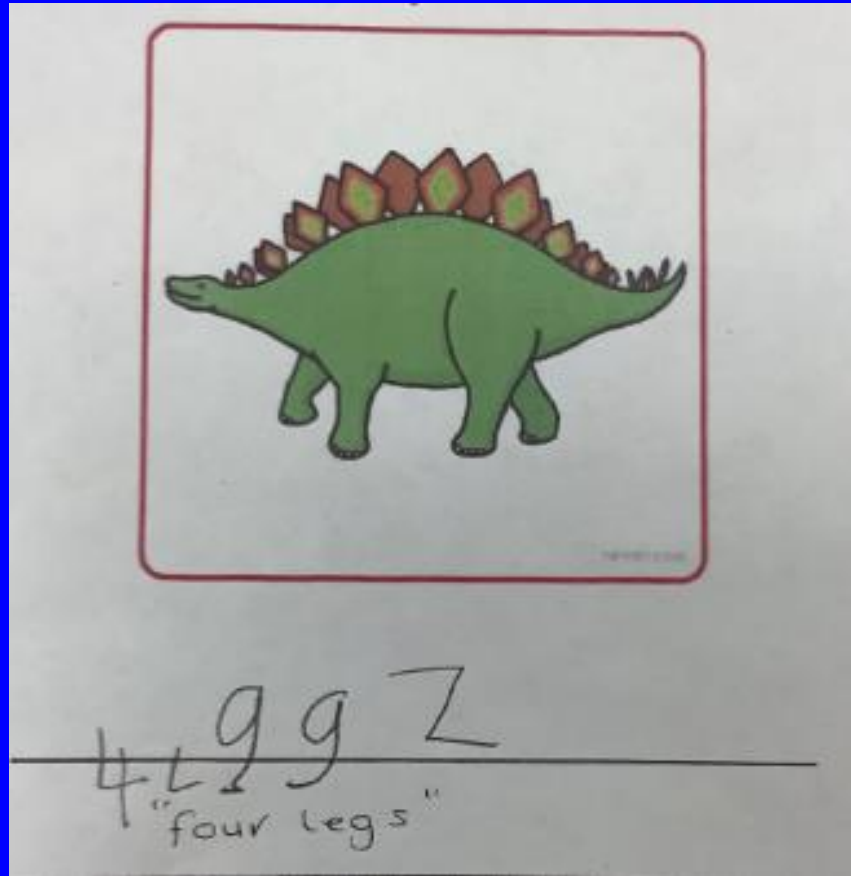
Letter shapes



Known letters



Corresponding letter sounds



Writing is hard!

Many things are involved in writing. You have to...

- Have an idea
- Put the words into a sentence
- Remember to go from left to right and top to bottom, think of the sounds you need, form letters correctly, leave spaces, punctuation etc.
- Still remember your idea!



How do we teach writing?




Rocket Phonics

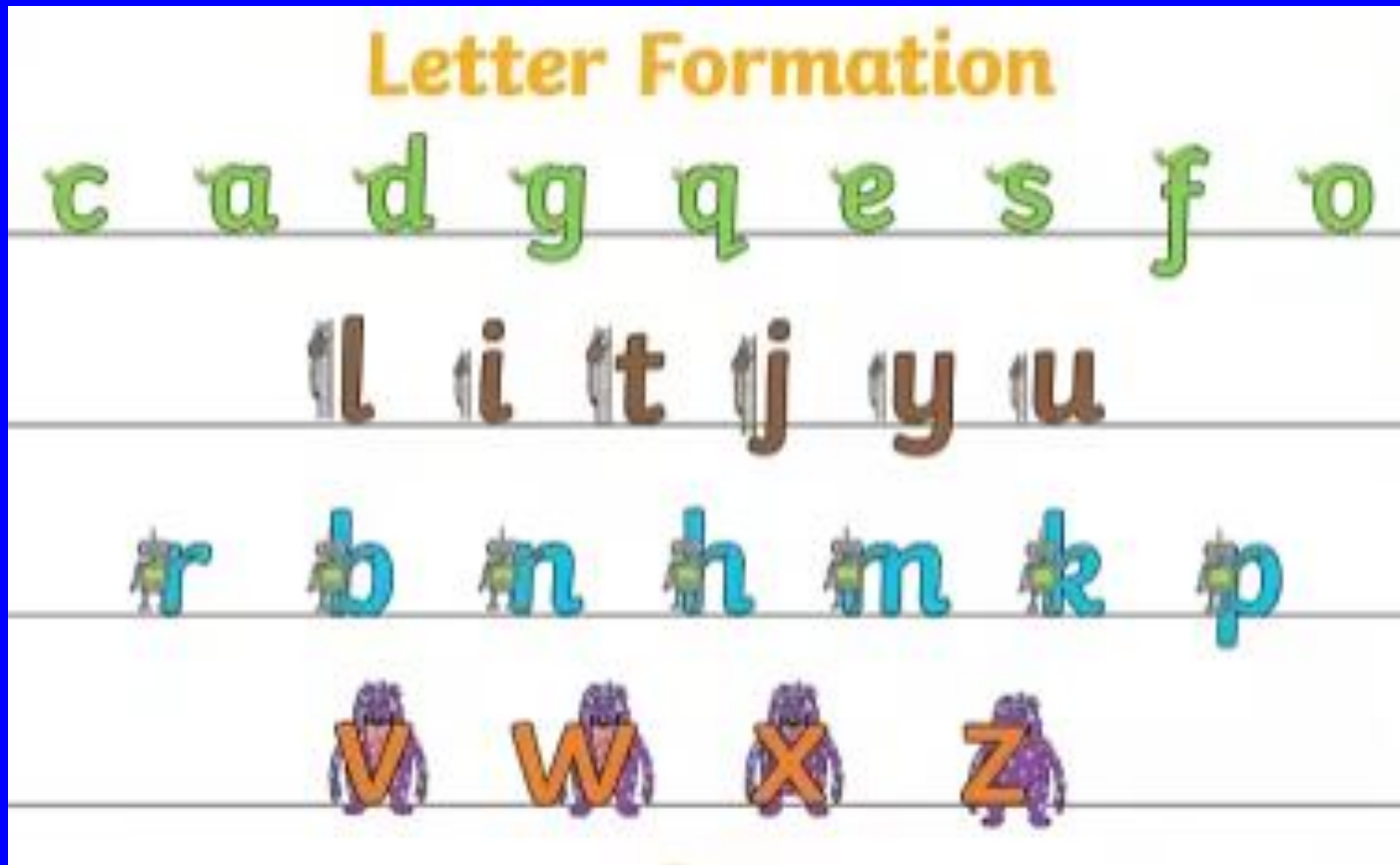
- Teaches the sound and correct formation of both lower case and capital letters.
- Teaches children to break down words into their component sounds e.g. mat = m.....a.....t (segment)
- As they learn the letters and how to segment this will start to show in their writing.

Handwriting

- How to hold a pencil
- How to go around a letter – movement not neatness
- Our agreed style of letters
- Leaving spaces
- Using lines correctly



Formation

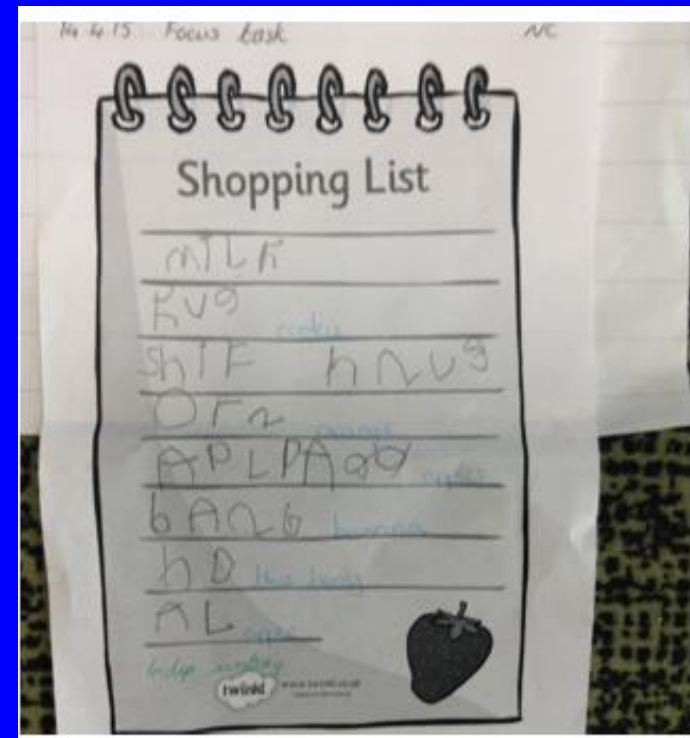


Curly caterpillar
Long ladder
One arm robots
Zig zag

Writing for a purpose

- Shopping lists / receipts
- Labels / signs
- Write to friends / grandparents / tooth fairy... (thank you notes/Christmas lists)
- Recipe books

I got a To ferree
can be Pat my toof I
bed. please toof in my
Love from Bilal







Drawing Club

- Exposes children to adventurous vocabulary
- Exciting stories and stimulus to engage and motivate drawing and writing.
- Children draw a character, setting or go on an adventure....
e.g. What would you like to find in the pirates treasure chest?



Children will be assessed as: **emerging or expected** in early June

- Fine motor skills
 - Hold a pencil effectively using the tripod grip in almost all cases
- Writing
 - Write recognisable letters, most of which are correctly formed.
 - Spell words by identifying sounds in them and representing the sounds with a letter or letters.
 - Write simple phrases and sentences that can be read by others.

Help at home

- Let them see you writing and expose them to print as much as technology.
- Go over phonics sounds and formations.
- Practise reading and writing High Frequency words.
- Alphablocks, websites for games to play
- Praise your child when they have a go at writing- ask what it says
- Encourage lots of informal writing – lists, cards, instructions, labels
- Enjoy seeing the progress!

